




SOLIDSTART[®]
ENGINEERED WOOD PRODUCTS



**Build A Better Floor,
Every Step Of The Way**



LPCorp.com

BUILD WITH US[®]



LP® SolidStart® I-Joists: Strength For The Long Run

- Lightweight and more uniform in strength, size and stiffness than traditional lumber
- Longer lengths allow ceilings and floors to be designed with fewer pieces, saving installation time
- Less likely to split, shrink, twist, warp or bow
- Diversified product line offers solutions for residential along with light-framed multifamily and commercial construction
- LVL and Solid Sawn lumber flanges up to 3-1/2" wide for greater stability and sub-floor performance



LP® SolidStart® LSL Floor Beams: Support Where You Need It Most

- 1.75E LP SolidStart LSL is the highest grade LSL on the market, making it a cost-effective alternative to LVL
- 3 1/2" thickness allows one-piece construction
- High shear strength for heavily loaded headers and beams

LP® SolidStart® LVL Floor Beams: Premium Performance For Primary Loads

- Available in several widths (thicknesses), many depths and multiple lengths
- Excellent for most primary load-bearing beam applications
- Available in several grades to deliver the performance you need




LP® SolidStart® Engineered Wood Products:

Strong Solutions, Superb Results

LP® SolidStart® Rim Board: Cut To Match, Made To Last

- Precision cut to match LP SolidStart I-Joist depths
- High strength and low shrinkage for high vertical and lateral wall load applications in multi-story construction
- Provides a solid surface for the attachment of sheathing, siding and deck ledgers
- One product, dual applications: LSL ($\geq 1\text{-}1/4\text{'}$ thick) and LVL Rim Board are ideal for use as stair stringers
 - Approved for 1-hour and 2-hour fire-rated rim board assemblies for party and exterior walls
 - Available in OSB, LSL and LVL



SOLIDSTART®
ENGINEERED WOOD RIM BOARD

**LP® SolidStart®
Rim Board:**

Better, All The Way Around



LP® TopNotch® 250: The Leading Commodity Tongue & Groove Sub-Flooring

- The best-selling commodity sub-flooring
- Strength, stiffness and moisture resistance at a great price
- Easy self-spacing tongue-and-groove installation
- Moisture-resistant edge coating
- Exclusive RainChannel™ self-draining notch system
- 25-Year Transferable Limited Warranty

LP® TopNotch® 350: Durable Sub-Flooring, Maximum Value

- Premium strength, stiffness and moisture resistance
- Easy self-spacing tongue-and-groove installation
- Moisture-resistant edge coating
- Exclusive RainChannel™ self-draining notch system
- 100-Day “No-Sand” Warranty
- 50-Year Transferable Limited Warranty

LP Legacy™: Premium Sub-Flooring for the toughest sub-floor jobs on the planet

- Strongest, stiffest sub-flooring on the market
- Superior moisture resistance
- High density panel providing exceptional fastener holding
- Leading proprietary design values qualified by APA Product Report PR-N127
- Made with Gorilla Glue Technology
- “Covered until it’s covered” no-sand warranty
- Lifetime limited warranty



The RainChannel™ self-draining notch system allows water to drain quickly from the surface. Combined with a moisture-resistant edge seal, the RainChannel system helps fight moisture absorption and edge swell, reducing the need for sanding.



LP® TopNotch® & Legacy™ Sub-Flooring:

Hassle-Free Sub-Flooring Solutions

LP® Engineered Wood Floor Components:

The Systematic Way To Build Faster,
Stronger, Better Floors

All Together Now

LP Engineered Wood Floor Components provide a systematic solution for building better floors. They're made from engineered wood—and engineered to work together to create quiet, sturdy floors. We're so confident that using LP floor components will deliver superior results, we back those components of the finished floor assembly with a Lifetime Limited Warranty. See www.lpcorp.com for complete warranty details.

LP Engineered Wood Floor Components include the following products:

- LP® SolidStart® I-Joists
- LP® SolidStart® Floor Beams
- LP® SolidStart® Rim Board
- LP® TopNotch® Sub-Flooring
- LP Legacy™ Premium Sub-Flooring

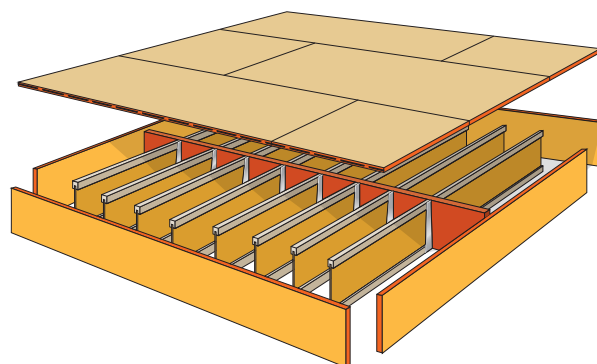
While each of these products offers distinct advantages over other materials when used by itself or in combination with another, using all of them together creates tremendous benefits for builders and homeowners alike.

The Engineered Wood Advantage

All LP floor products are designed to outperform conventional wood, saving time and money on the job site. Created with engineered wood that is consistently strong and more dimensionally stable, LP floor products greatly reduce the risks of splitting, cupping, warping and shrinking seen with conventional wood products.

The combined strength, consistency and versatility of LP® Engineered Wood Products allows for longer spans with fewer pieces, increasing design flexibility. And the way the components come together as a whole helps reduce squeaking and other floor-related noises. It all adds up to reduced waste, fewer callbacks and happier homeowners for years to come.

The Way Our Floors Come Together Sets Them Apart



1 LP® TopNotch® 350 Durable Sub-Flooring

Combines strength, stiffness and moisture resistance with easy self-spacing tongue-and-groove installation. Moisture-resistant edge coating and RainChannel™ self-draining notch system help protect against construction moisture. Backed with our 100-Day "No-Sand" Warranty and a 50-Year Transferable Limited Warranty.

(LP TopNotch 250 Commodity Sub-Flooring & LP Legacy Premium Sub-Flooring with Added Density also available.)

2 LP® SolidStart® I-Joists

Lightweight and more uniform in strength, size and stiffness than traditional lumber, LP SolidStart I-Joists are less likely to split, shrink, twist, warp or bow than sawn lumber. Longer lengths allow floors to be designed with fewer pieces, saving installation time. Wide flanges up to 3 1/2" provide better sub-floor performance by reducing the clear distance between joists compared to 2x lumber.

3 LP® SolidStart® Floor Beams

1.75E LP SolidStart LSL is the highest grade LSL on the market, making it a cost-effective alternative to LVL. High shear strength and full 3 1/2" thickness make LP SolidStart LSL perfect for heavily loaded headers and beams. LP SolidStart LVL beams are the best choice for long span and high load applications.

4 LP® SolidStart® Rim Board

LP SolidStart Rim Board is precision cut to match LP SolidStart I-Joist depths. Long lengths, high vertical and lateral load capacity, and low shrinkage are perfect for mid-rise construction, including use in high wind and seismic areas.

Responsible, Sustainable

LP Building Products uses logs from SFI® certified forest management and fiber sourcing systems to help ensure that our entire wood supply comes from well managed forests and non-controversial sources. The entire log is used in the manufacturing process, and wood waste is repurposed or used to help fuel our mills. LP Engineered Wood Products also reduce construction waste on the job site.

All of the products in the LP Engineered Wood Floor Components assembly are engineered to exacting standards. They start straighter and stay straighter than traditional lumber, and are warranted to be free of defects in materials and workmanship. Should your floors or ceilings ever develop any problems due to a defect in our specified products, LP will cover all reasonable costs to repair or replace those products. For complete warranty details, please visit LPCorp.com.



For more information on LP Engineered Wood Floor Components and other LP building materials, visit our website at LPCorp.com.

Phone: 1-888-820-0325

Fax: 1-877-523-7192

Email: Customer.Support@LPCorp.com

Cal. Prop 65 Warning: Use of this product may result in exposure to wood dust, known to the State of California to cause cancer.



SFI-00003

©2017 Louisiana-Pacific Corporation. All rights reserved. SFI and the associated logo are trademarks of Sustainable Forestry Initiative, Inc. Gorilla Glue and the associated logo are trademarks of the Gorilla Glue Company and are used by permission. All other trademarks are owned by Louisiana-Pacific Corporation. Printed in USA. Specifications (details) subject to change without notice. NOTE: Louisiana-Pacific Corporation periodically updates and revises its product information. To verify that this version is current, contact the nearest sales office, visit LPCorp.com, or call 1-888-820-0325.