









- Corrosion resistance fastener must be warranted and capable of preventing rust, stain and deterioration under normal outdoor environmental conditions for a period of no less than 10 years. For further information or guidance, consult your nail supplier/ manufacturer.
- Fence post shall be spaced a maximum of 8 ft o.c. unless local building code requirements are more restrictive.
- To touch-up overdriven fasteners refer to diagram 2a.
- Place fastener approximately 1-1/2 inches from edge of picket on each side, for a total of two fasteners per picket at each horizontal rail (see diagram 2b).

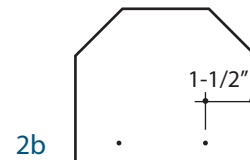
Shank Diameter $\geq 0.092$ "			
CONDITION		CORRECTION	
Snug		OK	
Flush		OK	
Visible Fiber		Paint	

2a

## FINISHING (MUST BE PAINTED)

- Seal all exposed surfaces, including all drip edges or where water will hang.
- Apply finish coat as soon as possible or within 90 days of application.
- Follow the coating manufacturer's application and maintenance instructions.
- For best results, use exterior-quality 100% acrylic latex paint specially formulated for use on wood and engineered wood substrates; oil paint is acceptable.
  - Alkyd acrylic hybrid paint used as a primer is acceptable, not as finish coat.
  - DO NOT USE shake or shingle paint.
  - DO NOT USE semi-transparent and transparent stain.
  - DO NOT USE vinyl-based resin formulas such as vinyl acetate, PVA, vinyl acetate/acrylic copolymer paint.
- For best results, use satin finish.
- Primed pickets MUST BE PAINTED to be eligible for the limited warranty.

## Recommended Nail Placement



2b

## CARE AND MAINTENANCE

- To clean remove all dust and mildew from the surface by washing fence pickets with a brush and a solution of mild detergent (such as dish soap) and water. Start at the top, work your way down, and rinse from top to bottom with water. Do not use a pressure washer.
- Do not use yard maintenance equipment such as, but not limited to, edge trimmers, weed trimmers, or lawn mowers against surface of fence pickets.

## LIMITED WARRANTY

The Louisiana-Pacific Corporation ("LP") LP Elements® (the "Products") limited warranty (the "Warranty") applies only to structures on which the Products have been installed, finished and maintained in accordance with the published installation, care and maintenance instructions in effect at the time of application. Products affected by a failure to follow such installation, care and maintenance instructions ("Affected Products") will be excluded from coverage under the Warranty.

**LP assumes no liability for any loss or damage caused by the Affected Products and is expressly released by the purchaser or owner from any such loss or liability.**

WARRANTY REMEDIES ARE NOT AVAILABLE IF REQUIREMENTS ARE NOT FOLLOWED.

**Louisiana-Pacific Corporation**  
**414 Union St.**  
**Nashville, TN 37219**



**For complete warranty or support, visit [LPCorp.com/Fence](http://LPCorp.com/Fence) or call 800-450-6106**

**WARNING:** Drilling, sawing, sanding or machining wood products can expose you to wood dust, a substance known to the State of California to cause cancer. Avoid inhaling wood dust or use a dust mask or other safeguards for personal protection. For more information go to [www.P65Warnings.ca.gov/wood](http://www.P65Warnings.ca.gov/wood).