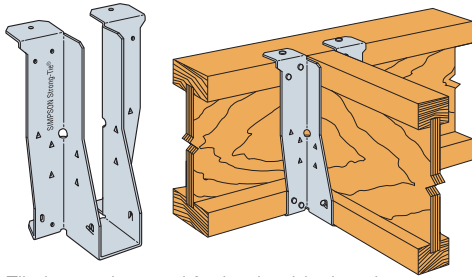


Joist Hangers

To suit LP SolidStart 225i

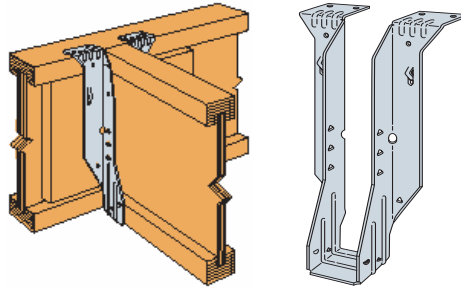


Backer Free I-Joist Hanger **ITB224/66**



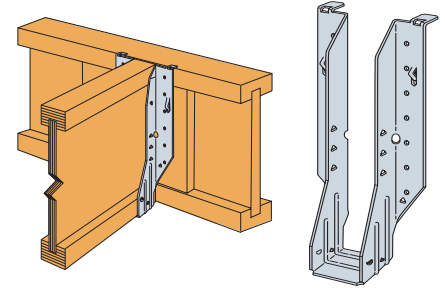
Eliminates the need for backer blocks when supported from an I-joist header.

Top Flange I-Joist Hanger **ITSE224/66**



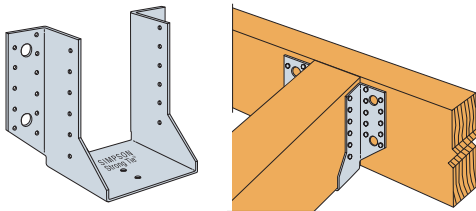
Joist hanger for supporting I-joists from timber members. Backer blocks required.

Face Mount I-Joist Hanger **IUSE224/66**



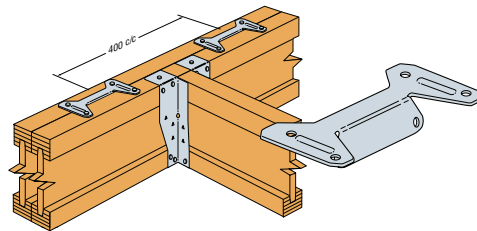
Face mounted joist hanger for supporting I-joists from timber members. Backer blocks required.

Face Fix I-Joist Hanger **SAE380/38**



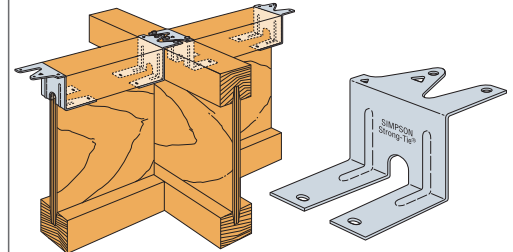
Face mounted joist hanger for supporting 35mm LSL from an LSL header.

Multi Joist Connector **MJC**



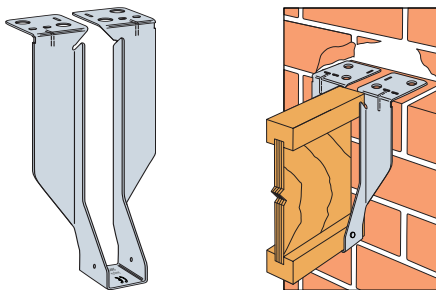
MJC's allow two joists to be fixed together to act as a single unit, replacing the traditional filler block. MJC fitted top and bottom of joists.

Slotted Z-Clip **ZS38N**



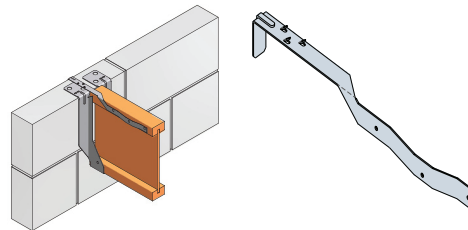
Allows I-joists or solid sawn timber to be used as noggings between joists to support floor decks or partitions.

Masonry Joist Hanger for I-Joists **JHMI225/66**



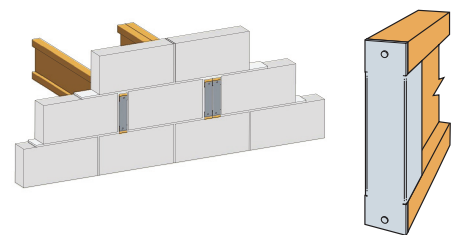
Joist hanger for supporting I-joists and beams from masonry walls.

Folded Mini Strap **FMS**



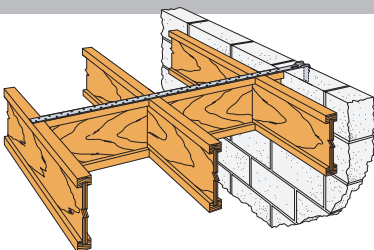
Horizontal restraint strap that provides restraint at every joist. For use with joist spacings up to and including 600mm c/c.

Simpson End Seal **SES143/63**



Designed to be used where I-joists are built into masonry walls, to help solve air leakage problems associated with shrinkage of timber and masonry.

Engineered Restraint Strap **HES15B10**



Replaces traditional 5mm heavy restraint strap. Being only 1.5mm thick allows the strap to span over the top of the joists without the need for notching.

Nail Hole Guidance **Nails**



Round Hole: To fasten a connector, always fill and use correct nail type.

Obround Hole: Provides easier nailing access in tight locations. Always fill. Fasteners may be installed at an angle.

Triangle Hole: Provided in addition to round, fill where specified.

Hexagonal Hole: For use with SDS Screws.

Diamond Hole: Optional holes to temporarily secure connectors to the member during installation.



For further installation details, please refer to the Simpson Strong-Tie® catalogue and/or the LP SolidStart site guide.