



- As a world leader in wood strand based composites, LP now has SolidStart LSL (Laminated Strand Lumber) products specifically developed for the UK Rim Board applications.
- With our strand technology and steam injection press, LP has developed a lighter LSL-L that is easier to nail than LSL Q-Lite, yet is still more uniform, resists splitting, and remains straighter than traditional alternatives.

LP SolidStart LSL Rim Board – Material Properties ¹ (Products designated for use in dry conditions)		
Property	LSL-L ² c4ci	LSL-Q Lite CE
Release of Formaldehyde Class	Class E1	Class E1
Bond Durability Service Class	Class 1 & 2	Class 1 & 2
Reaction to Fire Class	D-s1, d0	D-s1, d0
Nominal Char Rate	mm/min	0.87
Thermal Conductivity (through thickness)	W/(m.K)	0.13
Density – Mean (not for connections)	kg/m3	610
Density – Characteristic for design of connections	kg/m3	250
Moisture Content (at time of manufacture)	5 to 8%	5 to 8%
Dimensional Change: Length	30%RH to 85%RH	Negligible
Dimensional Change: Width	30%RH to 85%RH	<1%
Dimensional Change: Thickness	30%RH to 85%RH	<5%

NOTES:

¹ Values in shaded cells certified as per EC Certificate 0679-CPD-0844, Declaration of Performance DoP-1555-01-01 and ETA-13/0038 report for LP SolidStart LSL.

² LSL-L is only for use as a fully supported rim board. Use LSL-Q Lite for span capability (refer to DoP for design properties).

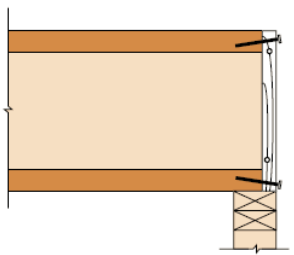
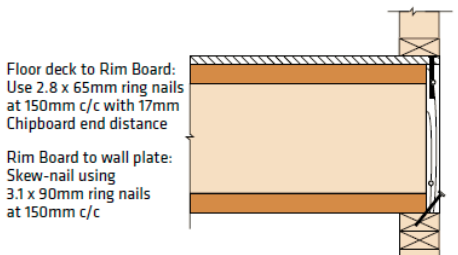
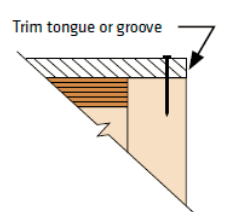
Rim Board Capacities per EN 1995-1-1 (Eurocode 5) ^{1,2,3,4}

Grade	Thickness	Characteristic Vertical Load Capacity				
		Uniform (kN/m)			Concentrated ⁵ (kN)	
		Depth ≤ 302mm	302mm < Depth ≤ 406mm	406mm < Depth ≤ 610mm	Depth ≤ 406mm	Depth ≤ 610mm
LSL-L	29mm	153	102	-	29	-
LSL-Q Lite	29mm	161	161	-	-	31
	32mm	199	199	126	-	34

NOTES:

- ¹ The use of LP SolidStart LSL Rim Board shall be limited to Service Class 1 & 2 per EN 1995-1-1.
- ² The partial factor γ_M defined in the National Annex to EN 1995-1-1 shall be 1.2.
- ³ The k_{mod} modification factors defined in EN 1995-1-1 for LVL are applicable to LSL.
- ⁴ The Vertical Load Capacity is based on the capacity of the rim board and may need to be reduced based on the bearing capacity of the supporting wall plate or the attached floor decking.
- ⁵ The maximum vertical concentrated load is based on a minimum column bearing length of 114mm.

INSTALLATION

RIM TO JOIST CONNECTION	RIM TO DECK/PLATE CONNECTION	T&G TRIM REQUIREMENTS
 <p>2.8 x 65mm ring nails, one at top, one at bottom of each I-joist</p> <p>NOTE: Rim Board shall be connected to wall plate and floor deck. See Rim-to-Deck/Plate Connection detail.</p>	 <p>Floor deck to Rim Board: Use 2.8 x 65mm ring nails at 150mm c/c with 17mm Chipboard end distance</p> <p>Rim Board to wall plate: Skew-nail using 3.1 x 90mm ring nails at 150mm c/c</p> <p>NOTE: Rim Board shall be connected to I-joist. See Rim Joist Connection detail.</p>	 <p>Trim the tongue or groove of the floor sheathing for proper panel edge nailing into the rim board, as required by local regulations or panel manufacturer.</p>

NOTES:

1. Additional nailing may be required for wind design by the project designer.
2. The deck nailing shall be at least 150mm c/c and the nails shall be spaced in accordance with the prescriptive requirements of the code.

Sustainability

- LP uses low-emitting, safe adhesives in the manufacture of LP SolidStart LSL and does not add any formaldehyde
- LP timber procurement targets small, fast growing trees for use in manufacturing so that forestlands can be replenished more quickly
- LP uses SFI[®] certified forest management and fiber sourcing system to help ensure that timber comes from well managed forests; LP SolidStart LSL is dual certified to SFI and PEFC[™] chain-of-custody (CoC) standard

Warranty

More information can be found at LPCorp.com/EU or email any questions to IntlSales@LPCorp.com.

This literature has been reviewed and confirmed by:



0679-CPD-0844
ETA-13/0038



EUROCODE 5



PEFC/29-31-102



SFI-00003

©2016 Louisiana-Pacific Corporation. All rights reserved. LP and SolidStart are registered trademarks of Louisiana-Pacific Corporation. SFI is a registered trademark of Sustainable Forestry Initiative Inc. PEFC is a trademark of Programme for the Endorsement of Forest Certification. The details, specifications and conditions described in this document are subject to change without notice. INTL0019, 07/16