

# Technical Note No. 015

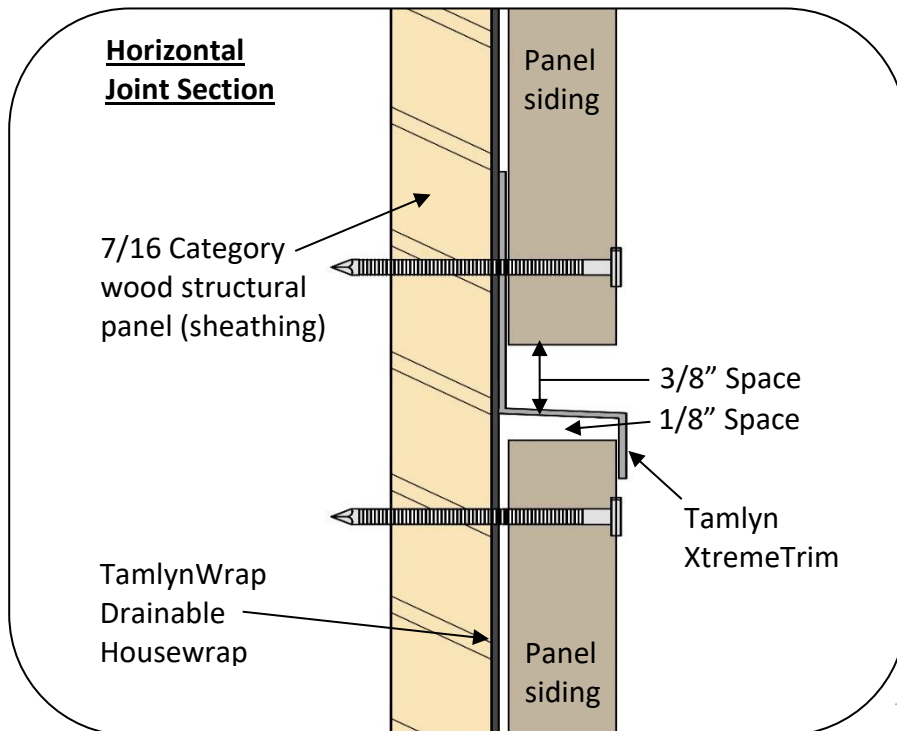
## LP® SmartSide® Strand Substrate Panel Siding Installed with Tamlyn® XtremeTrim®

This Technical Note is an updated addendum to the published LP® SmartSide® Strand Substrate Panel Siding Application Instructions and supercedes all previous versions. LP SmartSide Strand Substrate Panels, when installed in strict accordance to this Technical Note, will be covered by the terms of the SmartSide limited warranty. The instructions specified in this Technical Note are intended for LP SmartSide *Strand* Substrate products ONLY and do not cover the installation requirements for Tamlyn® XtremeTrim®.

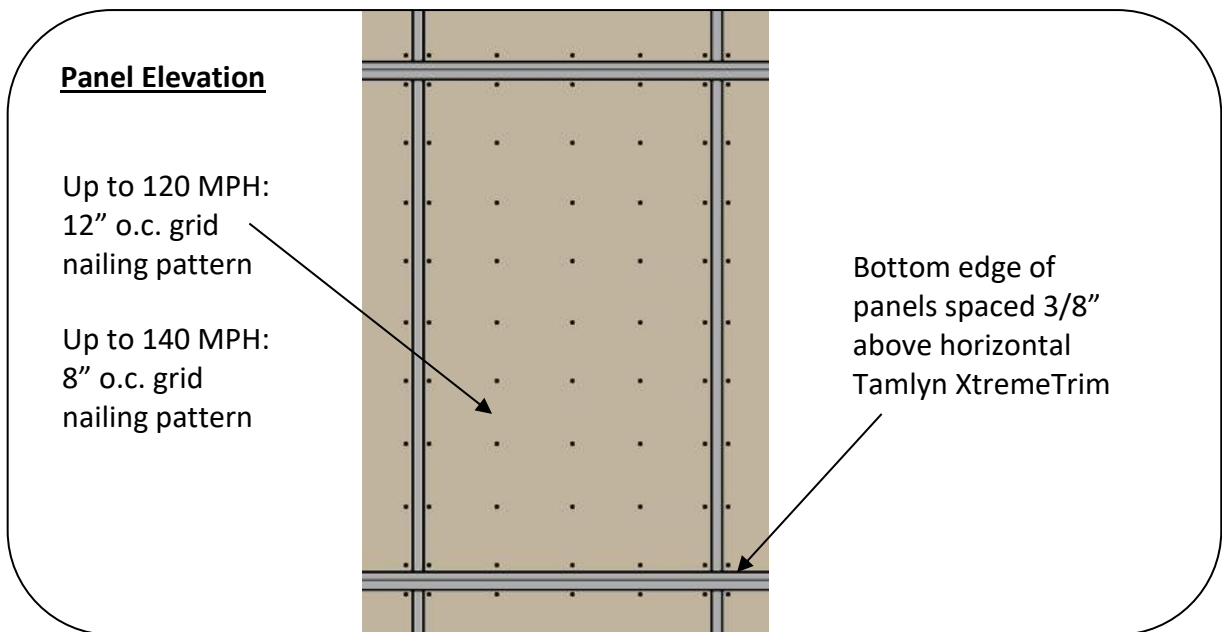
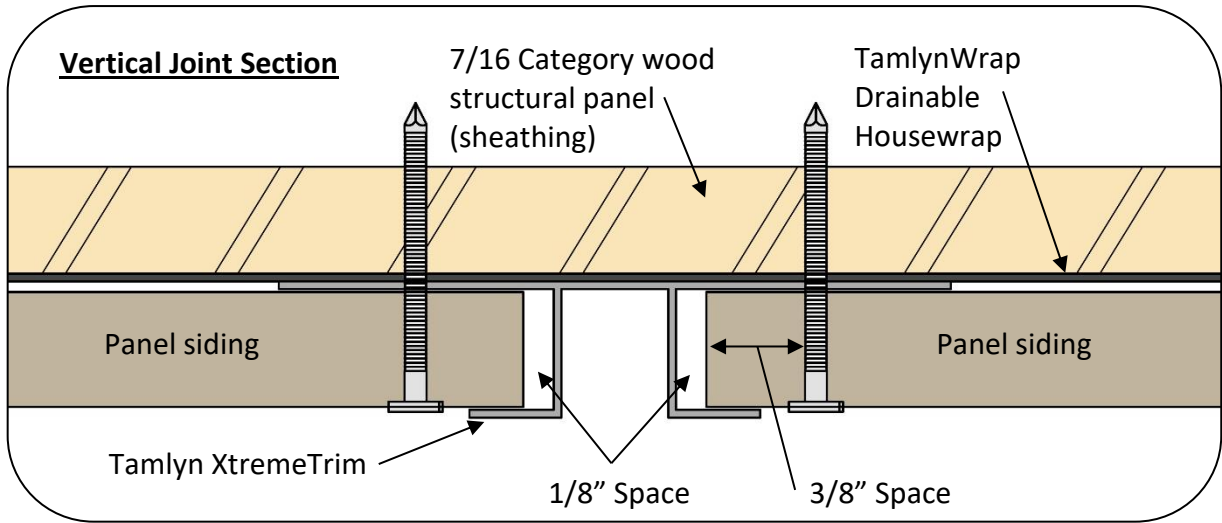
### **LP SmartSide Strand Substrate Panel Siding may be installed with Tamlyn XtremeTrim according to the following requirements.**

- Effective January 3, 2017 Technical Note #015 was updated to limit the use of the Tamlyn XtremeTrim system to LP SmartSide *Strand* Substrate Panel Siding ONLY. The use of LP SmartSide *Fiber* Substrate Panel Siding with any brand of Aluminum Trim Frame System is no longer permitted *or covered* by the terms of the SmartSide limited warranty.
- Siding and Tamlyn XtremeTrim must be installed over a minimum 7/16 Category wood structural panels with an APA Trademark that contains the consensus Standard DOC PS 1 or PS 2.
- Building height is limited to 4 stories or less.
- Must use TamlynWrap® Drainable Housewrap.
- Panels with square edges are recommended because they are factory primed on all four ends and edges (PID# 41044).
- Panels with shiplap edges must have the shiplap removed (ripped) to provide a square edge for panel's full thickness to align in Tamlyn XtremeTrim seams. Ripped edges must be primed & painted.
- Shiplap edges may only be used where there are vertical panel-to-panel seams that do not utilize the Tamlyn XtremeTrim.
- Finishing/Painting cut and exposed edges:
  - Factory primed panels – Re-prime and paint, or paint before installation following the paint manufacturer's instructions
  - Prefinished panels – Re-paint and touch-up before installation following the Prefinishers touch-up instructions
- Minimum Fastener Type:
  - Corrosion Resistant – Hot-dipped galvanized (ASTM A153) or equivalent

- Ring Shank – upon installation, rings must be fully embedded throughout the thickness of the wood structural panel sheathing
- Shank diameter = 0.092 inch
- Head diameter = 0.200 inch
- Length = fastener shall be long enough to fully penetrate through wood structural panel sheathing and extend by at least 1/4 inch
- Maximum Fastener Spacing:
  - Perimeter nails should be placed 3/8 inch from the panel edges
  - For applications in areas with allowable wind loads of up to 120 MPH, nails must be fastened in a grid pattern not to exceed 12 inches on center
  - For applications in areas with allowable wind loads of up to 140 MPH, nails must be fastened in a grid pattern not to exceed 8 inches on center
- Required Panel Spacing
  - Panels must be spaced with a minimum clearance of 1/8 inch from the trim channels on the two sides and top of the panels.
  - The bottom of the panels must be spaced with a minimum clearance of 3/8 inch above the horizontal Tamlyn XtremeTrim flashing pieces.
  - Panels may be installed in both horizontal and/or vertical orientations.
- All other requirements of the published Tamlyn XtremeTrim manufacturer’s installation instructions and LP SmartSide Strand Substrate Panel Siding Application Instructions must be followed.
- Diagrams below are intended to illustrate the attachment method. Tamlyn XtremeTrim profiles are for illustrative purposes only and not meant to limit this application to these specific profiles.



ADDRESS 414 Union Street  
Suite 2000  
Nashville, TN  
TEL (615) 986-5600  
FAX (615) 986-5666  
WEB [www.lpcorp.com](http://www.lpcorp.com)



©2017 Louisiana-Pacific Corporation. All rights reserved. APA and APA Rated are registered trademarks of APA – The Engineered Wood Association. LP and SmartSide are registered trademarks of Louisiana-Pacific Corporation. TAMLYN, XtremeTrim, and TamlynWrap are registered trademarks of TAMLYN Building Products. The details, specifications and conditions described in this document are subject to change without notice.